



**2008-2009 Diversity Report Card Special
Publication #8: UNM LOS ALAMOS**



University
of New
Mexico



UNM

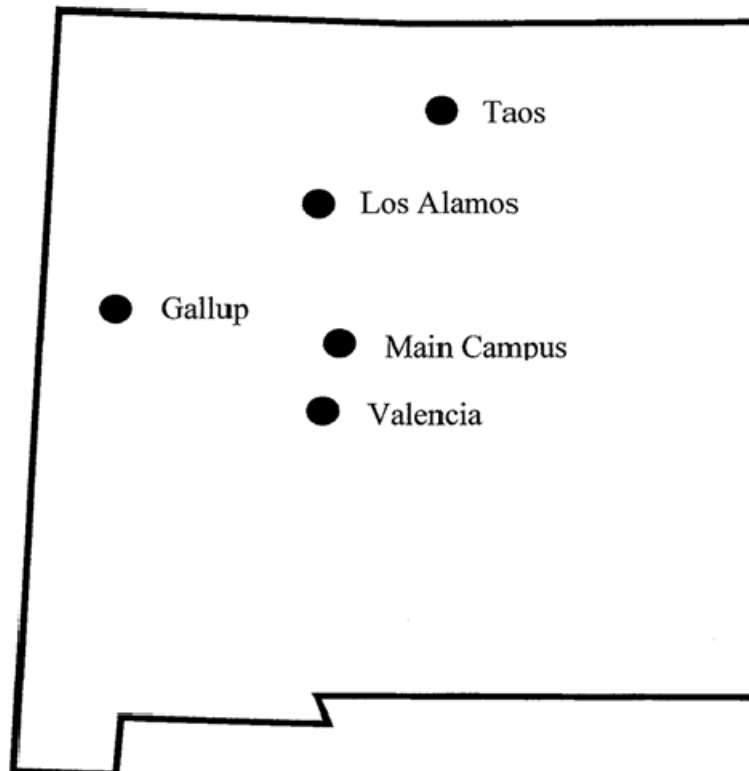
Office for Equity & Inclusion

UNM has four branch locations across New Mexico including in Gallup, Los Alamos, Valencia and Taos. This publication provides a quick look at the student and faculty populations of UNM Los Alamos — each branch campus has its own separate publication.

Los Alamos Branch Campus

	2004	2005	2006	2007	2008
Undergraduate	587	524	482	414	375
Non-Degree	358	256	311	234	296
Total	945	780	793	648	671

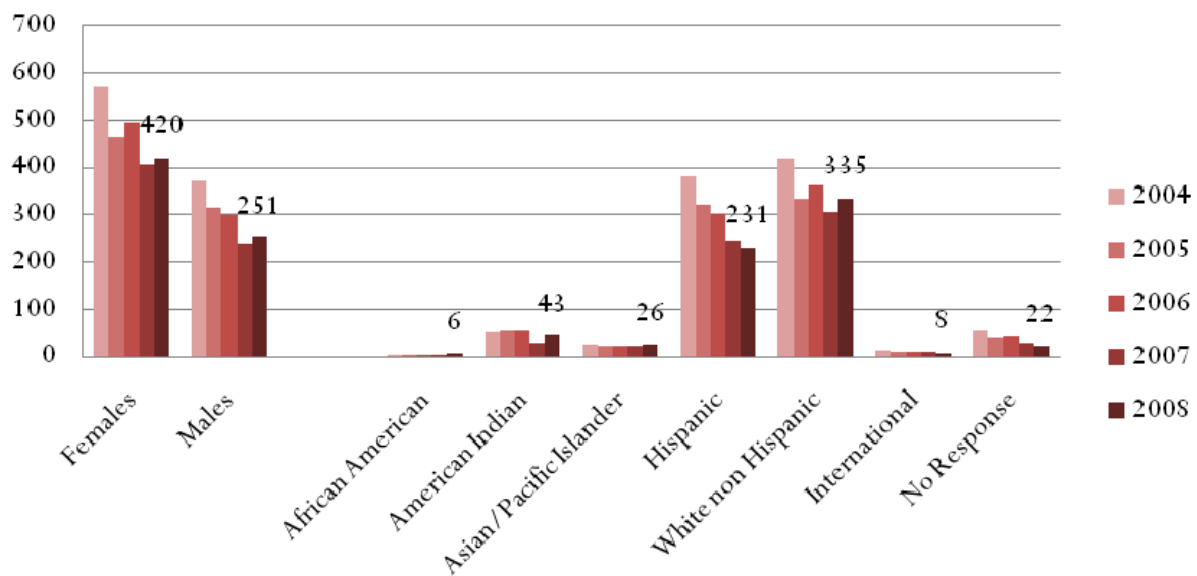
	2004	2005	2006	2007	2008
Average Age	32.6	31.7	32.7	32.5	31.8



Los Alamos

	2004	2005	2006	2007	2008
Females	573	465	493	407	420
	61%	60%	62%	63%	63%
Males	372	315	300	241	251
	39%	40%	38%	37%	37%
African American	3	2	3	2	6
	0%	0%	0%	0%	1%
American Indian	51	53	54	30	43
	5%	7%	7%	5%	6%
Asian/Pacific Islander	25	23	22	23	26
	3%	3%	3%	4%	4%
Hispanic	380	320	302	246	231
	40%	41%	38%	38%	34%
White, non-Hispanic	420	335	362	306	335
	44%	43%	46%	47%	50%
International	12	10	10	11	8
	1%	1%	1%	2%	1%
No Response	54	37	40	30	22
	6%	5%	5%	5%	3%
Total	945	780	793	648	671

Los Alamos: Students



Source: Office of Institutional Research



UNM Los Alamos: Total Tenure-Track Faculty

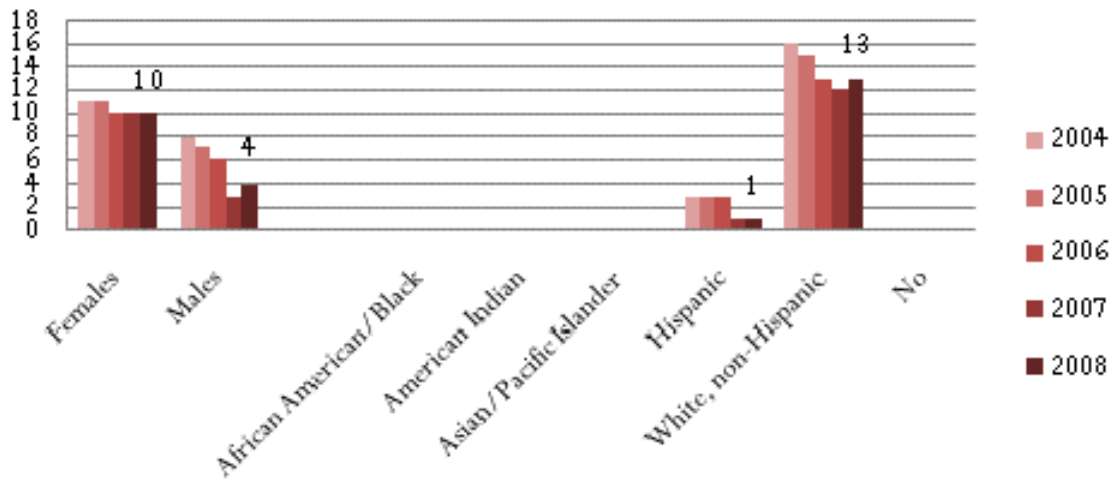
	2004	2005	2006	2007	2008
Female					1
					50%
Male				1	1
				100%	50%
African American				1	1
				100%	50%
American Indian					1
					50%
Total				1	2

Since there was only one tenure track faculty member in 2007 and 2 in 2008, this information is not displayed in a graph.

**UNM LOS ALAMOS FACULTY:
TENURE AND TENURE-TRACK**

Faculty at UNM are divided into: Tenure and Tenure-Track, Non-Tenure Track and Temporary. Tenure/Tenure-track faculty either have tenure or are on a contract that could lead to tenure. Non-Tenure includes those faculty who are regularly employed by UNM but who are not on such a contract. This includes Clinician Educators, visiting faculty, lecturers, and research faculty. Temporary faculty includes temporary adjuncts, retired professors hired back for one class, post-doctoral fellows, etc.

Los Alamos Faculty: Non-Tenure-Track

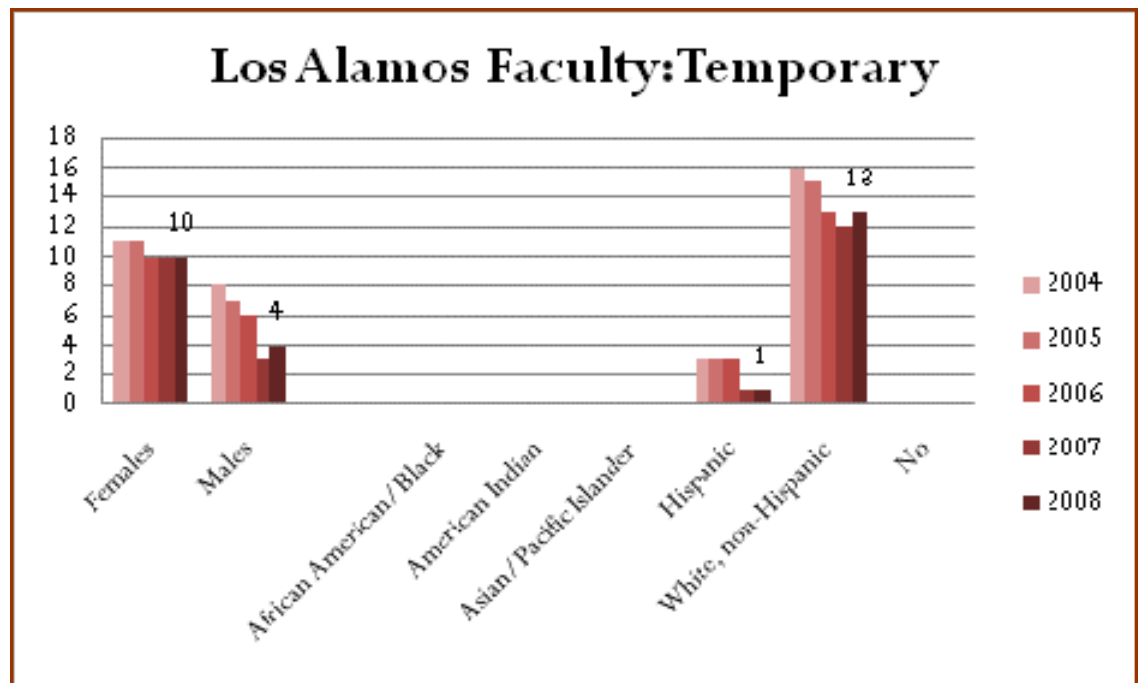


UNM Los Alamos: Total Non Tenure-Track Faculty

	2004	2005	2006	2007	2008
Female	11	11	10	10	10
	58%	61%	63%	77%	71%
Male	8	7	6	3	4
	42%	39%	38%	23%	29%
Hispanic	3	3	3	1	1
	16%	17%	19%	8%	7%
White	16	15	13	12	13
	84%	83%	81%	92%	93%
Total	19	18	16	13	14

UNM LOS ALAMOS FACULTY:
NON - TENURE-TRACK

UNM LOS ALAMOS
FACULTY: TEMPORARY



Los Alamos: Total Temporary Faculty

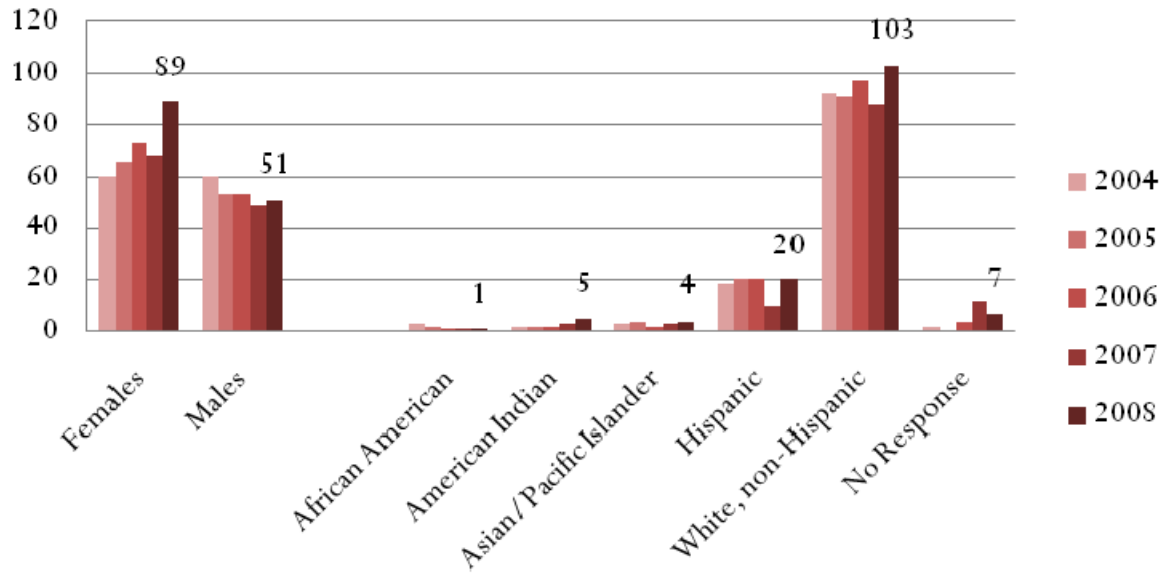
	2004	2005	2006	2007	2008
Female	49	55	63	58	78
	49%	54%	57%	56%	63%
Male	52	46	47	45	46
	51%	46%	43%	44%	37%
African American	3	2	1		
	3%	2%	1%		
American Indian	2	2	2	3	4
	2%	2%	2%	3%	3%
Asian/ Pacific Islander	3	4	2	3	4
	3%	4%	2%	3%	3%
Hispanic	15	17	17	9	19
	15%	17%	15%	9%	15%
White	76	76	84	76	90
	75%	75%	76%	74%	73%
No Response	2	0	4	12	7
	2%	0%	4%	12%	6%
Total	101	101	110	103	124

Overall, the number of temporary faculty at UNM has increased over the past five years. The same trend seems evident at UNM Los Alamos.

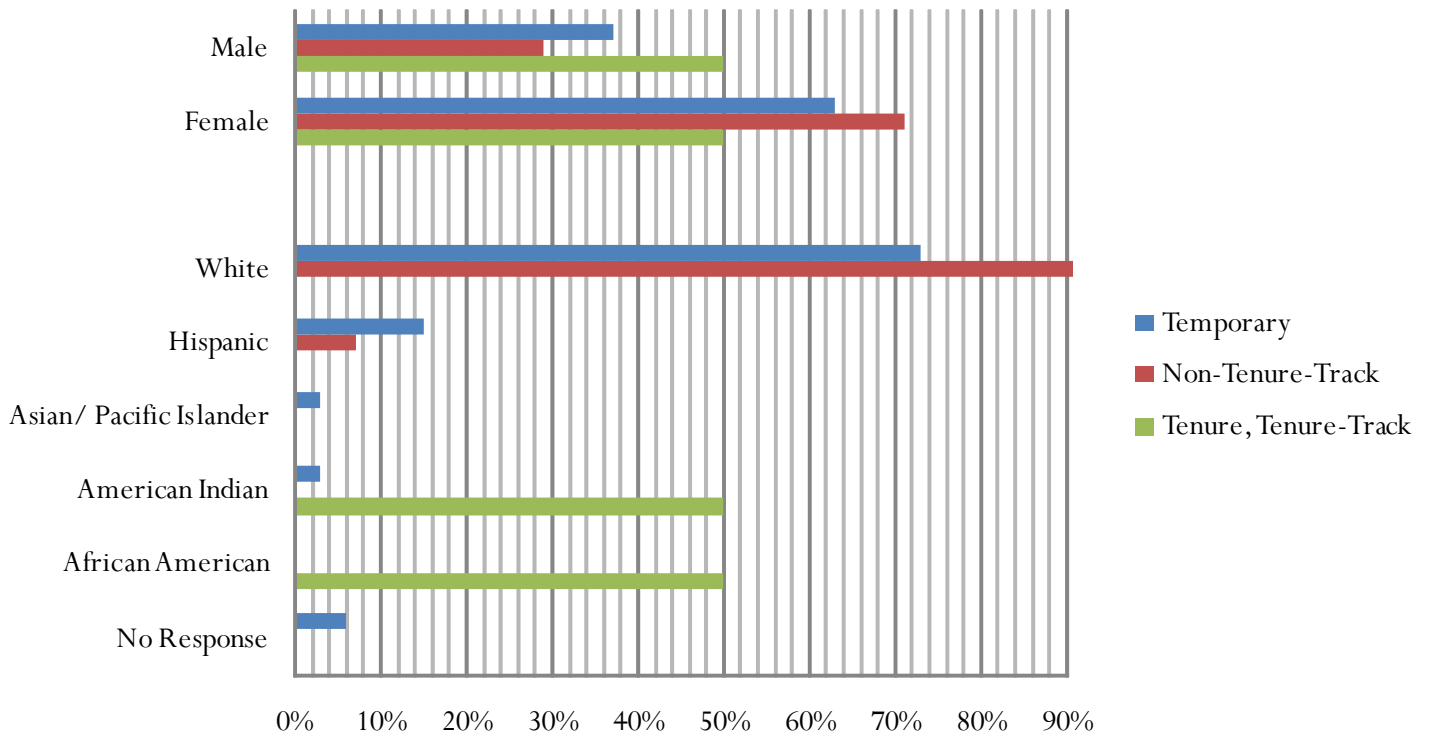


UNM LOS ALAMOS
FACULTY: IN TOTAL

Los Alamos Total Faculty



All UNM Los Alamos Faculty 2008: Percentage of each faculty group (Tenure/Tenure-Track, Non-Tenure-Track, Temporary)



This is a publication of the Office for Equity and Inclusion. It is one of several publications based on the 2008 Diversity Report Card. The other publications include Faculty, Staff, Branch Campuses, Student, and Graduate Programs. If you would like a copy of any of these publications, or if you would like more information about the division or our other publications, please contact the Office. We would love to hear from you!



Office for Equity and Inclusion

Scholes Hall Room 240
1 University of New Mexico
MSC05 3400
Albuquerque, NM 87103
Email: diverse@unm.edu
Phone: 505.277.2611
Fax: 505.277.8275