



**2008-2009 Diversity Report Card Special  
Publication #5: UNM GALLUP**



University  
of New  
Mexico



UNM

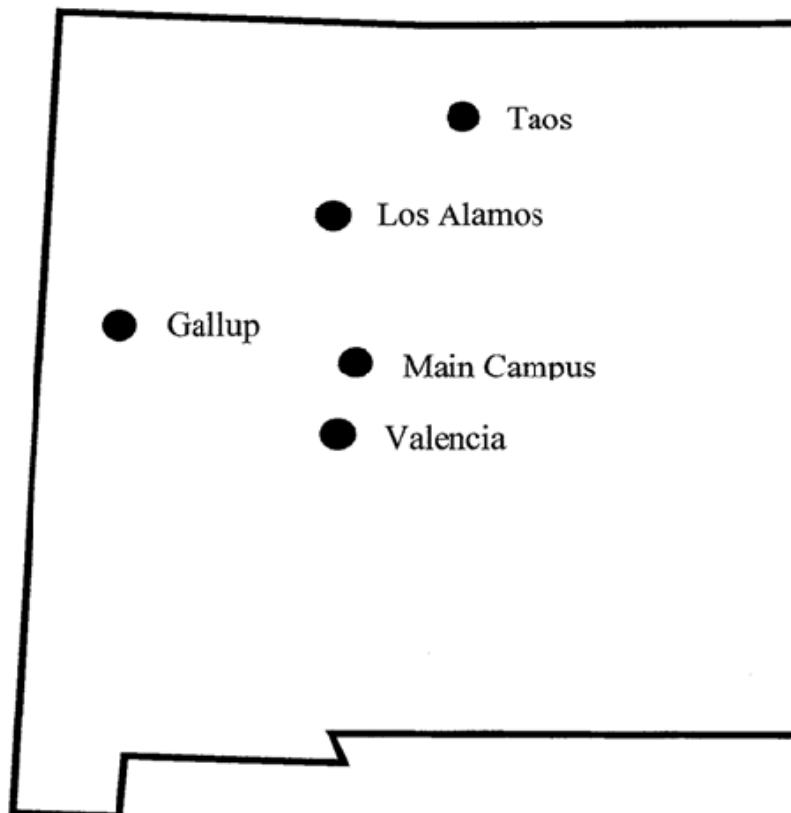
| *Office for Equity & Inclusion*

UNM has four branch locations across New Mexico including in Gallup, Los Alamos, Valencia and Taos. This publication provides a quick look at the student and faculty populations of UNM Gallup — each branch campus has its own separate publication.

### Gallup Branch Campus

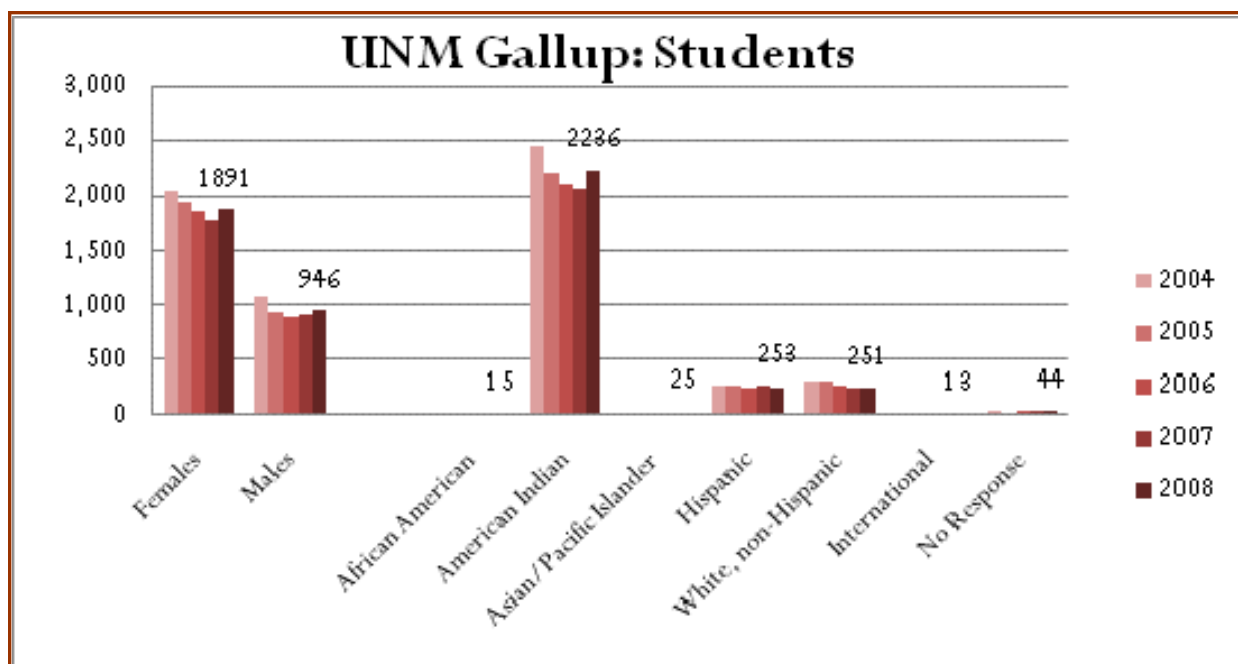
	2004	2005	2006	2007	2008
<b>Undergraduate</b>	2,260	2,101	2,124	2,026	2,189
<b>Non-Degree</b>	854	773	624	662	648
<b>Total</b>	3,114	2,874	2,748	2,688	2,837

	2004	2005	2006	2007	2008
<b>Average Age</b>	30.3	29.7	29.2	28.3	28.1



### UNM Gallup: Students

	2004	2005	2006	2007	2008
<b>Females</b>	<b>2,046</b>	<b>1,948</b>	<b>1,860</b>	<b>1,784</b>	<b>1,891</b>
	66%	68%	68%	66%	67%
<b>Males</b>	<b>1,068</b>	<b>926</b>	<b>888</b>	<b>903</b>	<b>946</b>
	34%	32%	32%	34%	33%
<b>African American</b>	<b>14</b>	<b>17</b>	<b>13</b>	<b>13</b>	<b>15</b>
	0%	1%	0%	0%	1%
<b>American Indian</b>	<b>2,456</b>	<b>2,223</b>	<b>2,117</b>	<b>2,076</b>	<b>2,236</b>
	79%	77%	77%	77%	79%
<b>Asian/Pacific Islander</b>	<b>13</b>	<b>23</b>	<b>27</b>	<b>24</b>	<b>25</b>
	0%	1%	1%	1%	1%
<b>Hispanic</b>	<b>274</b>	<b>264</b>	<b>258</b>	<b>267</b>	<b>253</b>
	9%	9%	9%	10%	9%
<b>White, non-Hispanic</b>	<b>311</b>	<b>307</b>	<b>268</b>	<b>250</b>	<b>251</b>
	10%	11%	10%	9%	9%
<b>International</b>	<b>5</b>	<b>11</b>	<b>21</b>	<b>19</b>	<b>13</b>
	0%	0%	1%	1%	0%
<b>No Response</b>	<b>41</b>	<b>29</b>	<b>44</b>	<b>39</b>	<b>44</b>
	1%	1%	2%	1%	2%
<b>Total</b>	<b>3,114</b>	<b>2,874</b>	<b>2,748</b>	<b>2,688</b>	<b>2,837</b>

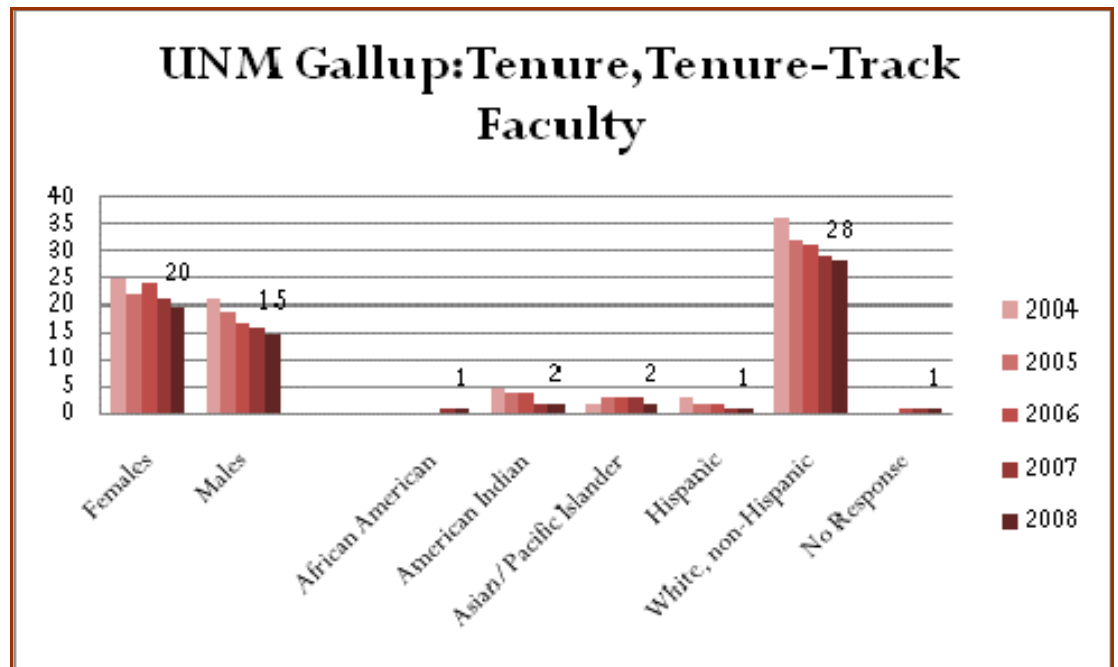


### Gallup: Total Tenure-Track Faculty

	2004	2005	2006	2007	2008
Female	25	22	24	21	20
	54%	54%	59%	57%	57%
Male	21	19	17	16	15
	46%	46%	41%	43%	43%
African American				1	1
				3%	3%
American Indian	5	4	4	2	2
	11%	10%	10%	5%	6%
Asian/ Pacific Is- lander	2	3	3	3	2
	4%	7%	7%	8%	6%
Hispanic	3	2	2	1	1
	7%	5%	5%	3%	3%
White	36	32	31	29	28
	78%	78%	76%	78%	80%
No Response			1	1	1
			2%	3%	3%
<b>Total</b>	<b>46</b>	<b>41</b>	<b>41</b>	<b>37</b>	<b>35</b>

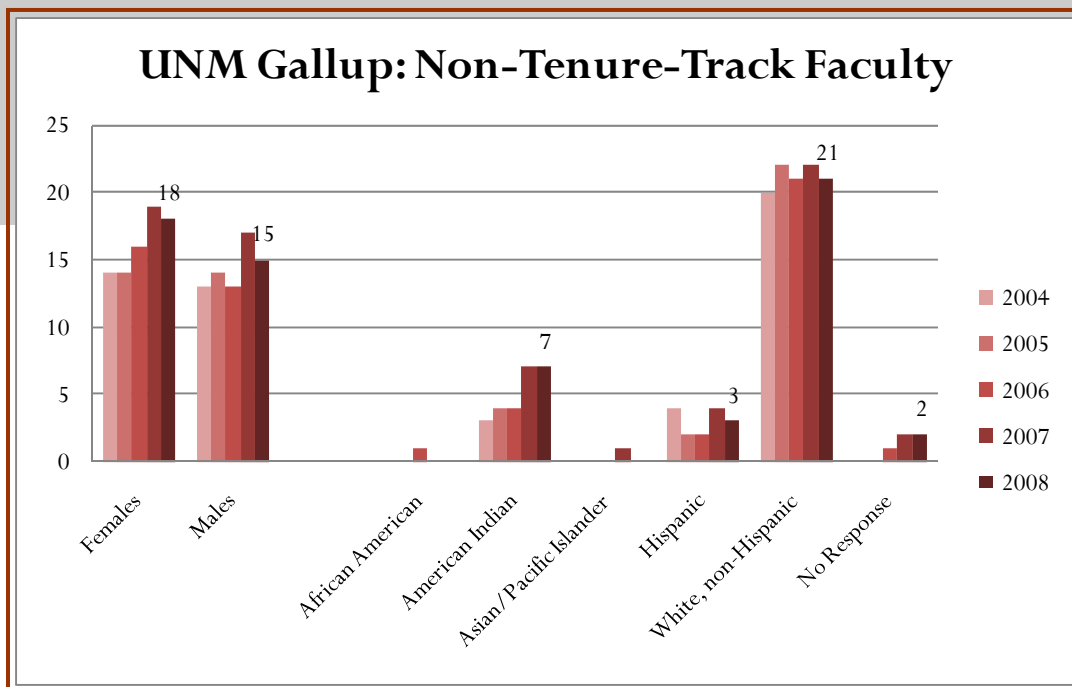


UNM GALLUP FACULTY:  
TENURE AND TENURE-TRACK



Source: Office of Institutional Research

Faculty at UNM are divided into: Tenure and Tenure-Track, Non-Tenure Track and Temporary. Tenure/Tenure-track faculty either have tenure or are on a contract that could lead to tenure. Non-Tenure includes those faculty who are regularly employed by UNM but who are not on such a contract. This includes Clinician Educators, visiting faculty, lecturers, and research faculty. Temporary faculty includes temporary adjuncts, retired professors hired back for one class, post-doctoral fellows, etc.

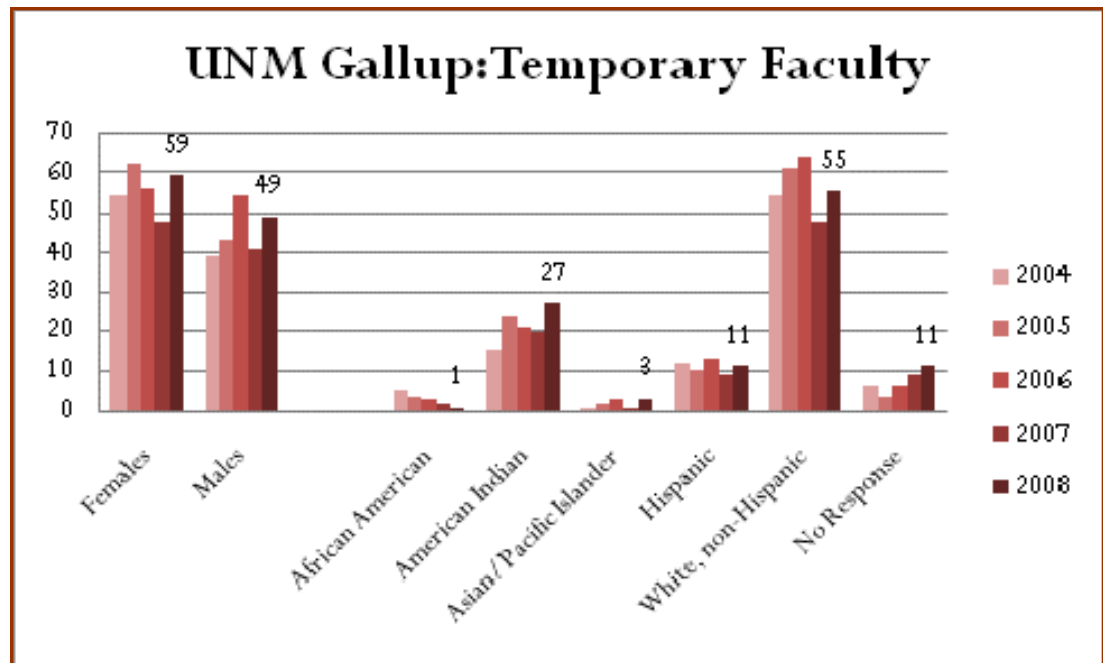


**Gallup: Total Non Tenure-Track Faculty**

	2004	2005	2006	2007	2008
<b>Female</b>	<b>14</b>	<b>14</b>	<b>16</b>	<b>19</b>	<b>18</b>
	52%	50%	55%	54%	55%
<b>Male</b>	<b>13</b>	<b>14</b>	<b>13</b>	<b>17</b>	<b>15</b>
	48%	50%	45%	49%	45%
<b>African American</b>			<b>1</b>		
			3%		
<b>American Indian</b>	<b>3</b>	<b>4</b>	<b>4</b>	<b>7</b>	<b>7</b>
	11%	14%	14%	20%	21%
<b>Asian/ Pacific Islander</b>					
<b>Hispanic</b>	<b>4</b>	<b>2</b>	<b>2</b>	<b>4</b>	<b>3</b>
	15%	7%	7%	11%	9%
<b>White</b>	<b>20</b>	<b>22</b>	<b>21</b>	<b>22</b>	<b>21</b>
	74%	79%	72%	63%	64%
<b>No Response</b>			<b>1</b>	<b>2</b>	<b>2</b>
			3%	6%	6%
<b>Total</b>	<b>27</b>	<b>28</b>	<b>29</b>	<b>35</b>	<b>33</b>

UNM GALLUP FACULTY:  
NON-TENURE-TRACK

**UNM GALLUP FACULTY:  
TEMPORARY**



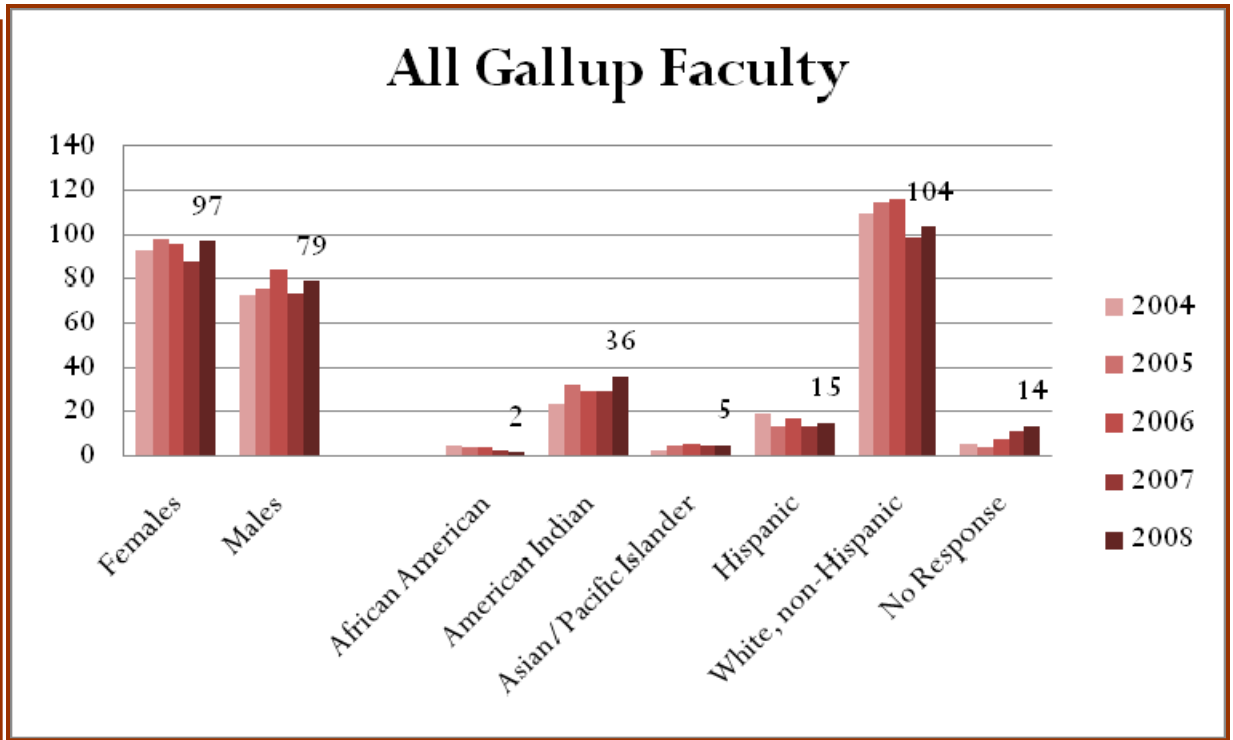
**UNM Gallup: Temporary Faculty**

	2004	2005	2006	2007	2008
<b>Female</b>	54	62	56	48	59
	58%	59%	51%	54%	55%
<b>Male</b>	39	43	54	41	49
	42%	41%	49%	46%	45%
<b>African American</b>	5	4	3	2	1
	5%	4%	3%	2%	1%
<b>American Indian</b>	15	24	21	20	27
	16%	23%	19%	22%	25%
<b>Asian/ Pacific Islander</b>	1	2	3	1	3
	1%	2%	3%	1%	3%
<b>Hispanic</b>	12	10	13	9	11
	13%	10%	12%	10%	10%
<b>White</b>	54	61	64	48	55
	58%	58%	58%	54%	51%
<b>No Response</b>	6	4	6	9	11
	6%	4%	5%	10%	10%
<b>Total</b>	<b>93</b>	<b>105</b>	<b>110</b>	<b>89</b>	<b>108</b>

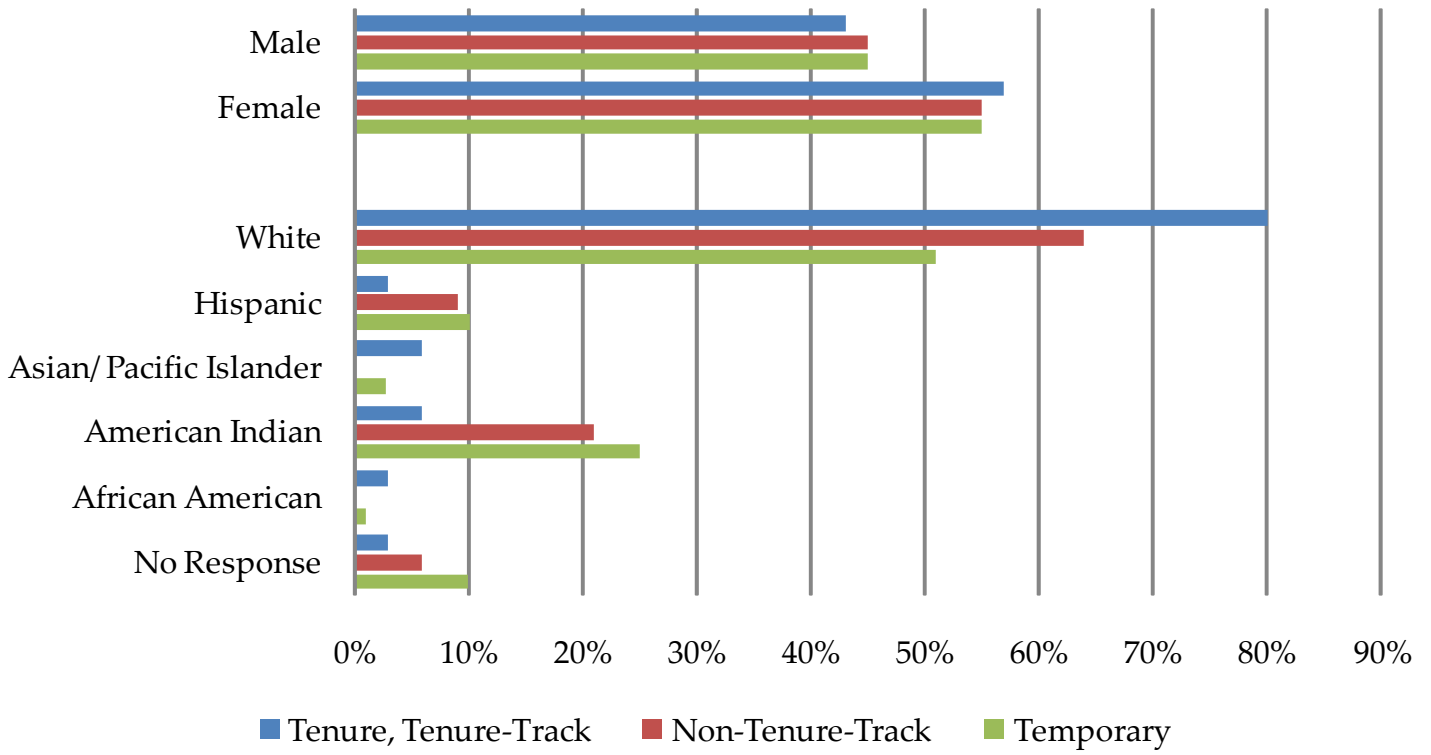
Overall, the number of temporary faculty at UNM has increased over the past five years. The same trend seems evident at UNM Gallup, while the Tenure/ Tenure Track Faculty at UNM Gallup have experienced a downward trend.



**UNM GALLUP FACULTY:  
IN TOTAL**



**All UNM Gallup Faculty 2008: Percentage of each faculty group (Tenure/Tenure-Track, Non-Tenure-Track, Temporary)**



This is a publication of the Office for Equity and Inclusion. It is one of several publications based on the 2008 Diversity Report Card. The other publications include Faculty, Staff, Branch Campuses, Student, and Graduate Programs. If you would like a copy of any of these publications, or if you would like more information about the division or our other publications, please contact the Office. We would love to hear from you!



## Office for Equity and Inclusion

Scholes Hall Room 240  
1 University of New Mexico  
MSC05 3400  
Albuquerque, NM 87103  
Email: [diverse@unm.edu](mailto:diverse@unm.edu)  
Phone: 505.277.2611  
Fax: 505.277.8275